

Easy-Fire Front Loaders **eFL Series**



Model eFL2026

eFL Series Front-Loading Kilns

are designed with the same arched bricks L&L has used successfully for 30 years in our square and rectangular DaVinci kilns. The sides and top are arched for super strength. The base, door and door frame are formed from precision sheet metal to be both lightweight and strong. Two shelves provide storage for kiln furniture and structural support. Rated for cone 10. **These kilns ship easily by common carrier, are inexpensive to buy, install, and maintain.**

The first front-loading kiln for the price of a top-loader



505 Sharptown Road • Swedesboro, NJ 08085
Phone: 856.294.0077 • Fax: 856.294.0070
sales@hotkilns.com • hotkilns.com

KILNS BUILT TO LAST

Bulletin No: EFL-417

Easy-Fire Front Loaders eFL Series

Features & Benefits

Temperature Rating: Cone 10, 2350°F, 1290°C

Loading: Front loading

Door: Horizontal swing door. Heavy-gauge metal case with easily changed brick section. Hinge is adjustable in two planes. Includes extra insulation, easy-to-use toggle clamps, and ceramic fiber gasket. The entire door is removable and swings 180 degrees to the case for easy moving of the kiln through doors.

Stand: Heavy gauge stand with two shelves. Levelling bolts and anchor holes included. Stand comes assembled in the US and Canada but can be disassembled for compact air shipment.

Built-In Shelf Rack: A built in stainless steel shelf rack and shelf for posts saves space and hundreds of dollars.

Construction: Stainless steel wrapped around brick clamped with adjustable screw clamps. Sides and top are arched for super-strength.

Assembly: Door is easily removable. All models fit through a 31" wide by 75" high door. Stand is removable.

Insulation: 3" K23 firebrick. Extra 1" of backup on door to balance heat distribution.

Brick Coating: Proprietary reflective brick coating included. This helps firebrick stay strong on the surface and helps prevent dusting.

Hard Ceramic Element Holders: Protect brick from loading damage, keep elements from falling out of grooves, make changing elements easy, and optimizes heat transfer to load. All with no element pins.

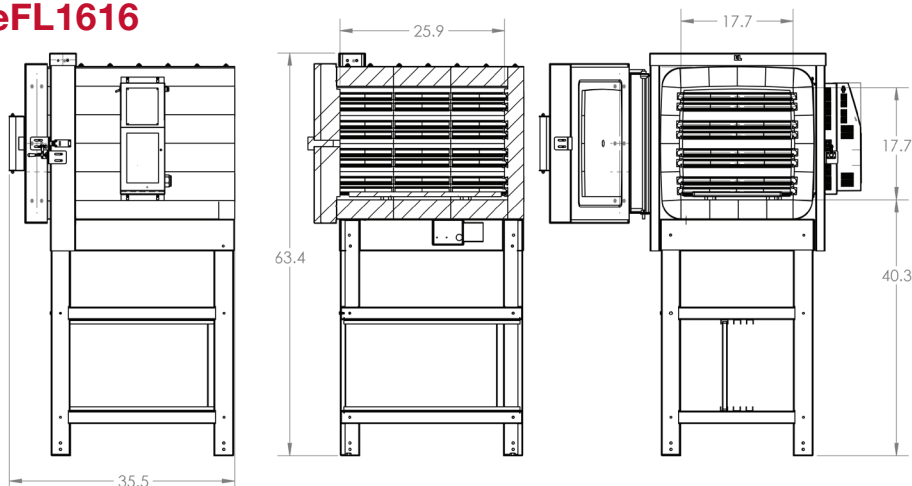
Control: DynaTrol with 4 Easy-Fire programs, 6 Vary-Fire programs, PreHeat, Delay, Program & Segment Review.

Zone Control for Even Heating: Two in the eFL1616) or Three zones (in all other models) with separate thermocouples.

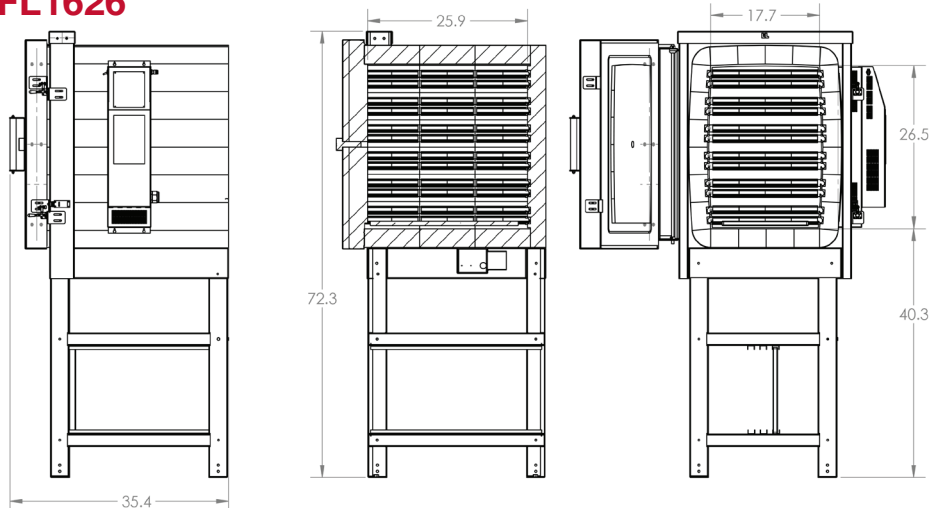
Control Panel: Controls and components are mounted in a separate control panel and piggy-backed to the element connection box. This separation helps keep the controls cool. The control panel is bottom-hinged for easy access and maintenance. Control box is easily removed for service. On/off switch and fuse included.

Thermocouples: Type K 8 gauge with ceramic protection tubes.

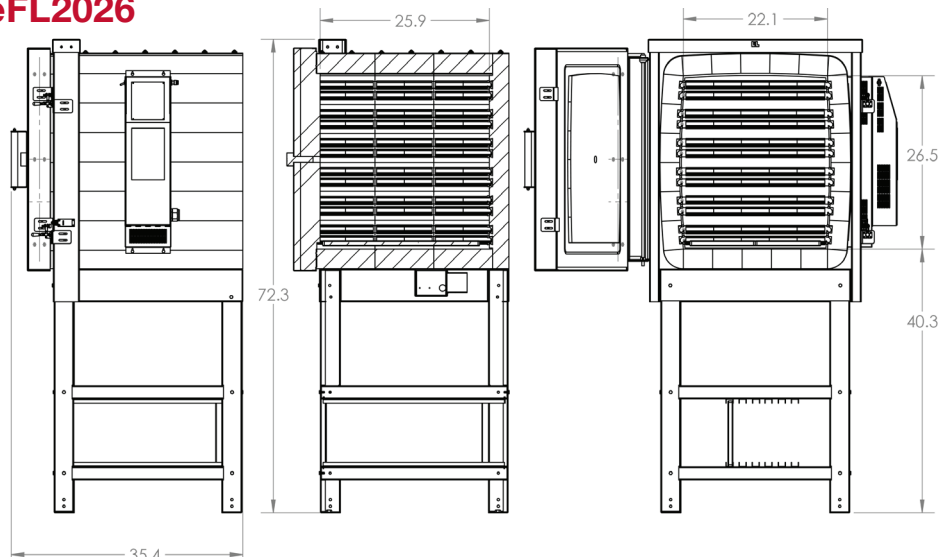
eFL1616



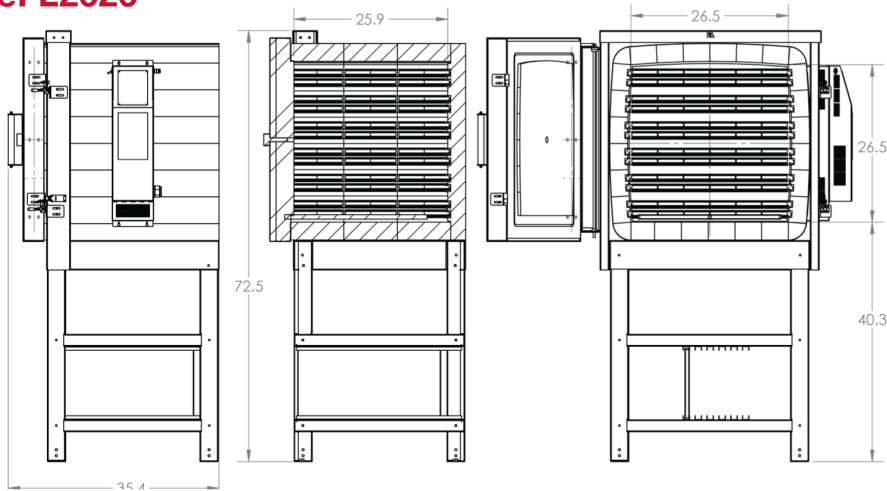
eFL1626



eFL2026



eFL2626



Element Design: Quad heavy-duty elements on sides and back. Low watt density for long life.

Element Connections: Proprietary all-ceramic element connection block makes changing elements easy.

Door Element Safety Switch: Honeywell limit switch turns power off to elements when the door is open. Included as standard equipment.

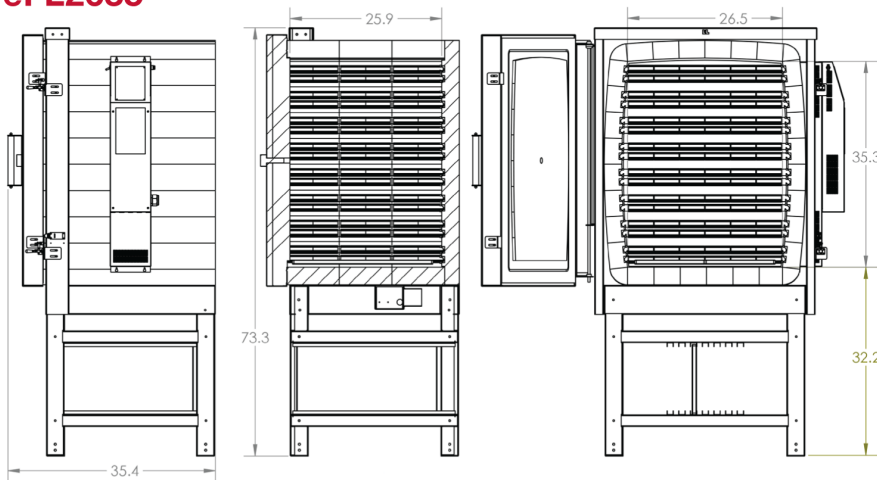
Peephole Plug: One solid ceramic plug with heat-locked head. 1" diameter full-view non-tapered. Located in door center.

Instructions: Complete visual instructions.

Warranty: Limited 3 year warranty. (hotkilns.com/warranty).

UL 499 Listing: Planned later in 2017.

eFL2635



Prices

Model Number	Kiln Price	Furniture Kit Price	Furniture Kit Part No.
eFL1616	\$ 7550	\$ 450	H-J-1616/KT
eFL1626	\$ 8750	\$650	H-J-1626/KT
eFL2026	\$ 10 800	\$780	H-J-2026/KT
eFL2626	\$ 11 600	\$950	H-J-2626/KT
eFL2635	\$ 12 500	\$1150	H-J-2635/KT

Production Release: 3rd Quarter 2017.

Options

Furniture/Shelves Kit: Shelves are cone 11 high alumina shelves. Each post kit includes six each 1/2", 1", 2" 4", 6" and 8" high 1-1/2" square cordierite posts. All furniture kits include heat-resistant gloves and 1 lb of cone 10 kiln wash. See above chart for pricing.

Extra Shelves:

10" x 24" x 3/4" : \$ 90

12" x 24" x 3/4" : \$ 90

14" x 24" x 3/4" : \$110


Locking Swivel Casters: \$ 600

Vent System: Vent-Sure downdraft vent (hotkilns.com/vent): \$ 1100

Genesis Touch Screen Control: \$ 950

KISS Software: Monitor and control kiln from your computer. Includes datalogging. (hotkilns.com/kiss): \$ 950

Type S platinum thermocouples (hotkilns.com/tcs): \$ 950



**All kilns are custom-build for Singapore voltage. 40% deposit to book.
4 - 5 months lead time for delivery.**

www.goodmanceramicstudio.com tel 6346 6351
info@goodmanceramicstudio.com
Exclusive agent for Singapore

Easy-Fire Front Loaders eFL Series

Dimension & Weight Specifications

Model Number	Inside Dimensions	Hearth Height	Cubic Feet	Furniture Kit Rectangular Shelves (No) Size	Furniture Kit Part No.	Outside Dimensions	Shipping Dimensions (with Kit)	Footprint Requirement (Minimum space required)	Ship Lbs Kiln Only	Ship Lbs with Kit & Vent
eFL1616	17" W x 16" H x 26" D	40"	4.0	(2) 14" x 24"	H-J-1616/KT	33" W x 64" H x 33" D	48" W x 72" H x 42" D	61" W x 73" D	390	460
eFL1626	17" W x 26" H x 26" D	40"	6.6	(3) 14" x 24"	H-J-1626/KT	33" W x 73" H x 33" D	48" W x 78" H x 42" D	61" W x 75" D	475	550
eFL2026	22" W x 26" H x 26" D	40"	8.6	(6) 10" x 24"	H-J-2026/KT	38" W x 73" H x 33" D	48" W x 78" H x 42" D	65" W x 78" D	525	625
eFL2626	26" W x 26" H x 26" D	40"	10.2	(6) 12" x 24"	H-J-2626/KT	43" W x 73" H x 33" D	48" W x 78" H x 42" D	73" W x 82" D	575	690
eFL2635	26" W x 35" H x 26" D	32"	13.7	(8) 12" x 24"	H-J-2635/KT	43" W x 74" H x 33" D	48" W x 78" H x 42" D	71" W x 83" D	650	825

Shipping Dimensions: The shipping dimensions shown are for US and Canada shipments with the kiln on the stand. Shipments outside the US and Canada can have the stand disassembled for compact shipment dimensions.

Electrical Specifications

Model Number	Part Number	Volt/Phase	Watts	Amps	Wire Size	Fuse Size	Power Connection	No of Zones	Highest Cone
eFL1616-240	K-H-1616/31	240/1P	9000	37.5	6 ga	50 amps	6-50 Six Foot Cord	2	10
eFL1616-240-3P	K-H-1616/32	240/3P	9000	32.5	6 ga	50 amps	15-50 Six Foot Cord	2	10
eFL1616-208	K-H-1616/21	208/1P	9000	43.3	6 ga	60 amps	6-50 Six Foot Cord	2	10
eFL1616-208-3P	K-H-1616/22	208/3P	9000	37.5	6 ga	50 amps	15-50 Six Foot Cord	2	10
eFL1626-240	K-H-1626/31	240/1P	11520	48.0	6 ga	60 amps	6-50 Six Foot Cord	3	10
eFL1626-240-3P	K-H-1626/32	240/3P	12500	30.1	6 ga	40 amps	15-50 Six Foot Cord	3	10
eFL1626-208	K-H-1626/21	208/1P	9984	48.0	6 ga	60 amps	6-50 Six Foot Cord	3	5
eFL1626-208-X	K-H-1626/2X	208/1P	11650	56.0	4 ga	70 amps	Direct to Fused Disconnect	3	10
eFL1626-208-3P	K-H-1626/22	208/3P	12500	34.7	6 ga	50 amps	15-50 Six Foot Cord	3	10
eFL2026-240	K-H-2026/31	240/1P	13300	55.4	4 ga	70 amps	Direct to Fused Disconnect	3	10
eFL2026-240-3P	K-H-2026/32	240/3P	13300	32.0	6 ga	40 amps	15-50 Six Foot Cord	3	10
eFL2026-208	K-H-2026/21	208/1P	13300	64.0	3 ga	80 amps	Direct to Fused Disconnect	3	10
eFL2026-208-3P	K-H-2026/22	208/3P	13300	36.9	6 ga	50 amps	15-50 Six Foot Cord	3	10
eFL2626-240	K-H-2626/31	240/1P	15360	64.0	3 ga	80 amps	Direct to Fused Disconnect	3	10
eFL2626-240-3P	K-H-2626/32	240/3P	15360	37.0	6 ga	50 amps	15-50 Six Foot Cord	3	10
eFL2626-208	K-H-2626/21	208/1P	15360	73.9	1 ga	100 amps	Direct to Fused Disconnect	3	10
eFL2626-208-3P	K-H-2626/22	208/3P	15360	42.6	6 ga	60 amps	15-50 Six Foot Cord	3	10
eFL2635-240	K-H-2635/31	240/1P	19200	80.0	1 ga	100 amps	Direct to Fused Disconnect	3	10
eFL2635-240-3P	K-H-2635/32	240/3P	19200	52.9	4 ga	70 amps	Direct to Fused Disconnect	3	10
eFL2635-208	K-H-2635/21	208/1P	19200	92.3	1/0	125 amps	Direct to Fused Disconnect	3	10
eFL2635-208-3P	K-H-2635/22	208/3P	19200	61.1	3 ga	80 amps	Direct to Fused Disconnect	3	10

Non-US Voltages: 380/3 phase Wye and all other international voltages are available. **UL499 and CE Listing:** Planned in 2018. Please check hotkilns.com/easy-fire-front-loader for updates.



505 Sharptown Road • Swedesboro, NJ 08085
 Phone: 856.294.0077 • Fax: 856.294.0070
sales@hotkilns.com • hotkilns.com

KILNS BUILT TO LAST

Bulletin No: EFL-417